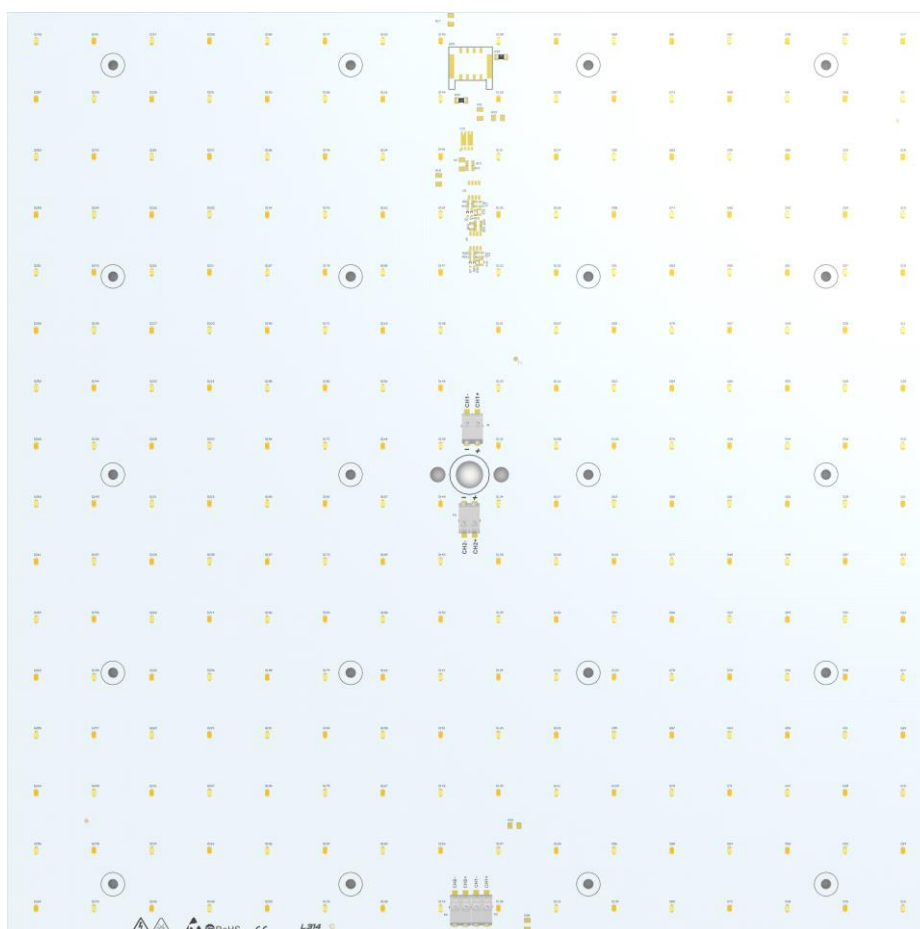




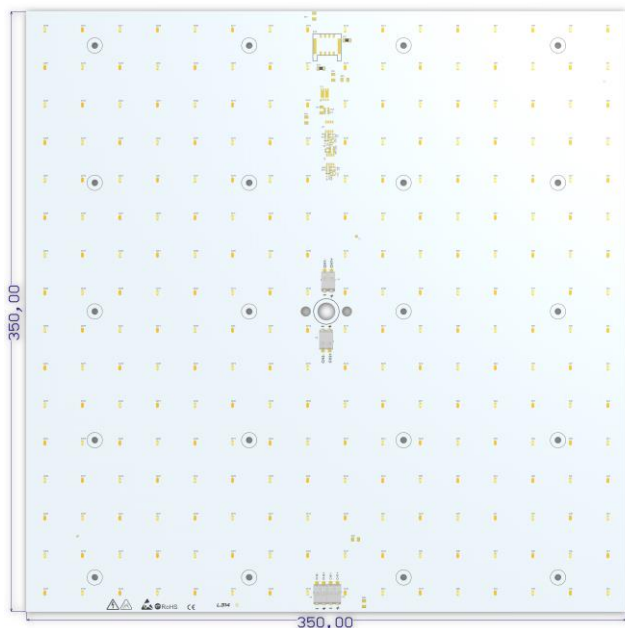
Q0-350350-xDW-C1600-L314-S0



INTRODUCTION

DW LED module is an advanced light source designed for the best energy efficient and eco-friendly indoor lighting. It is based on medium power LEDs produced by the leader of the LED technology OSRAM. Using newest technology we provide the best solution for lighting. With a very high value of CRI and simple installation. Connecting few LED modules allows to create complex lighting. Optional push terminals provide quick installation of the entire lighting system. This solution is the best for indoor ceiling-mounted and wall-mounted luminaries.

LED Type	OSRAM E2 - GW JBLMS1.EM
LED Quantity	128 CW + 128 WW
Dimension	350x350 mm
Power Supply Type	Constant Current (CC)
Input Current	max. 1600 mA each channels
Viewing Angle	120°
Material Thickness	1,5 mm
Cable Connection	ADELS 351102
Max Ambient Temperature	45°C
CRI	>80



FEATURES

LEDs have significant advantages compared to other types of lighting and are easy to use. LEDs are versatile and virtually maintenance free.

- Efficiency of the module up to 155 lm/W
- Rigid board LED module
- Viewing angle at 50% Iv: 120°
- High colour rendering index CRI >80
- Small colour tolerance
- Small luminous flux tolerances
- Colour temperatures 2700K ÷ 5000K
- Optional push terminals for quick and simple wiring
- Dimmable
- Tuneable CCT
- Simple installation
- Long lifetime

APPLICATIONS

- Ideal for ceiling-mounted and wall-mounted luminaries
- Retrofits and fixtures
- Accent and Effect Lighting
- Professional downlights
- Shop lighting

CALCULATED PARAMETERS AT $T_J = 25^\circ\text{C}$ AND $T_J = 65^\circ\text{C}$

	Input Current [mA]	Forward Voltage [V]	Power [W]	CCT [K]	Typ. CRI	Luminous Flux* [lm]	Module Efficacy* [lm/W]	Luminous Flux** [lm]	Module Efficacy** [lm/W]	Article Number
DW CC SILVER	700	22,2	15,6	2700-5000	83	2410	155	2329	150	Q0-350350-8DW-C1600-L314-S0
				2700-4000	93	2193	141	2119	136	Q0-350350-9DW-C1600-L314-S0
	1050	23,3	24,5	2700-5000	83	3438	140	3321	135	Q0-350350-8DW-C1600-L314-S0
				2700-4000	93	3128	128	3022	123	Q0-350350-9DW-C1600-L314-S0
	1400	24,3	34,1	2700-5000	83	4371	128	4223	124	Q0-350350-8DW-C1600-L314-S0
				2700-4000	93	3977	117	3843	113	Q0-350350-9DW-C1600-L314-S0

* - Parameters were calculated for temperatures $T_J = 25^\circ\text{C}$

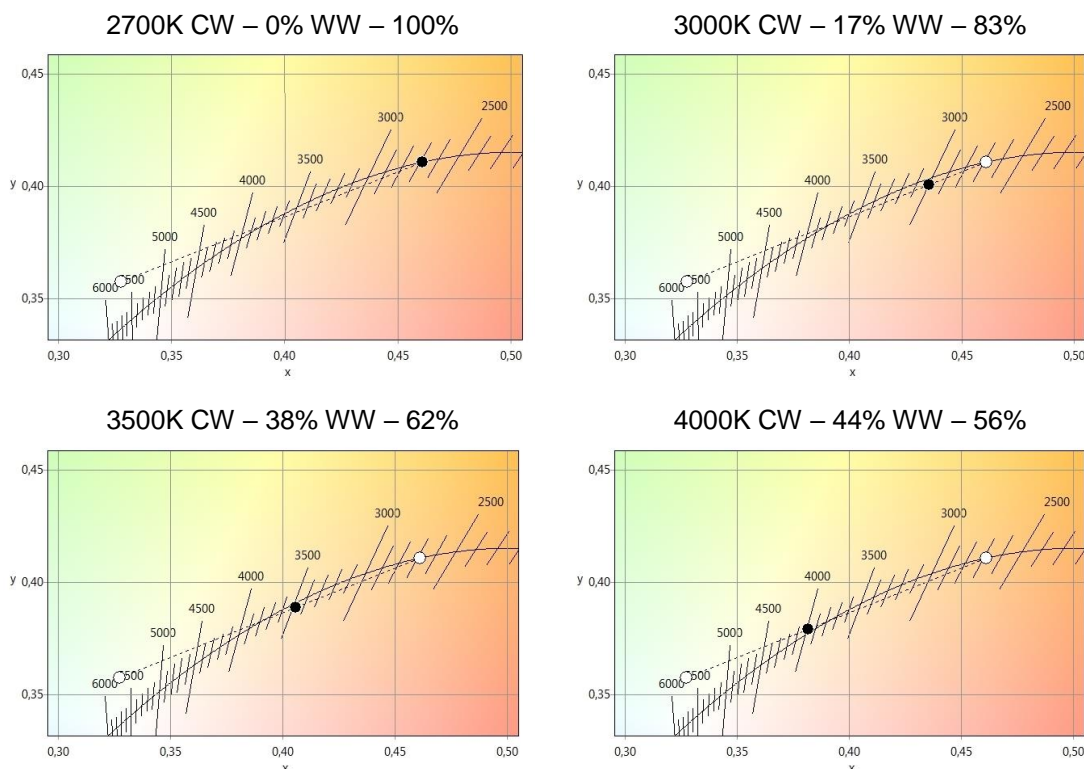
** - Parameters were calculated for temperatures $T_J = 65^\circ\text{C}$

Value of these parameters were calculated for default bin and with tolerances of 15%.

Please contact us before ordering for more information.

Parameters shown in table above are default and for temperatures $T_J = 25^\circ\text{C}$ and $T_J = 65^\circ\text{C}$. Some of these parameters are temperature dependent and can be different during long time of operation. So it is impossible to order modules with the same parameters after some time. LED technology is developed fast and producers are creating new LEDs with better features very quick. If you need LED modules with different value of some parameters, we provide other LEDs with different colour temperature and features. It is possible to make modification of LED modules or create a new one. In such cases and for more information, please contact us before ordering. Please have all of this in mind when ordering LED modules.

DYNAMIC WHITE (DW)



DW LED modules may change colour temperature, because they have white LEDs with two different colour temperatures. First ones have cold temperature (CW) and second ones have warm temperature (WW). Changing power supply of those LEDs allow to choose available colour temperature of range from the coldest to the hottest. Important matter is that summary power supply must be constant, because of this DW LED modules require special driver. Without DW controller modules won't work properly and in worst case DW LED modules may be damaged or even destroyed. Above characteristics show power setting of driver and the resultant colour temperatures for these settings. Increasing power of CW channel and power lowering of WW channel results in cooling colour. Warming colour is opposite process. We are not responsible for any loss, or damage resulting from improper use of modules! Guarantee becomes void in such cases. Above characteristics are examples and may be different from the actual.

PROTECTION MEASURES AGAINST DAMAGE

LED modules are delicate, even small mechanical stress may damage modules. Especially sensitive are LEDs. Such stresses should be avoided. If it is impossible, it should be reduced to minimum. Mechanical stresses such as pressure, bending, breaking, drilling, etc. may cause irreversible damage. Damaged LED modules aren't suitable for use.

Serious threat to LEDs is ESD. People generate very high electrostatic voltage. Such voltage decreases lifetime of LEDs and in worst case may destroy electronic components. Best way to avoid damage is use of electrostatic protection. Do not touch electronic components.

Additionally LED modules can be damaged by some chemical substances. Depends on elements the damage may be different. It is important not to use chemical substances like acids, organic acids, sulphur, alkalis, organic solvents, mineral oils, vegetable oils and synthetic oils, etc. We are not responsible for any loss, or damage resulting from improper use of modules! Guarantee becomes void in such cases.

Do not operate LED modules, when they aren't working properly. If modules are working incorrectly, turn off power supply. Damaged LED modules may cause electric shock or short circuit.

SAFETY

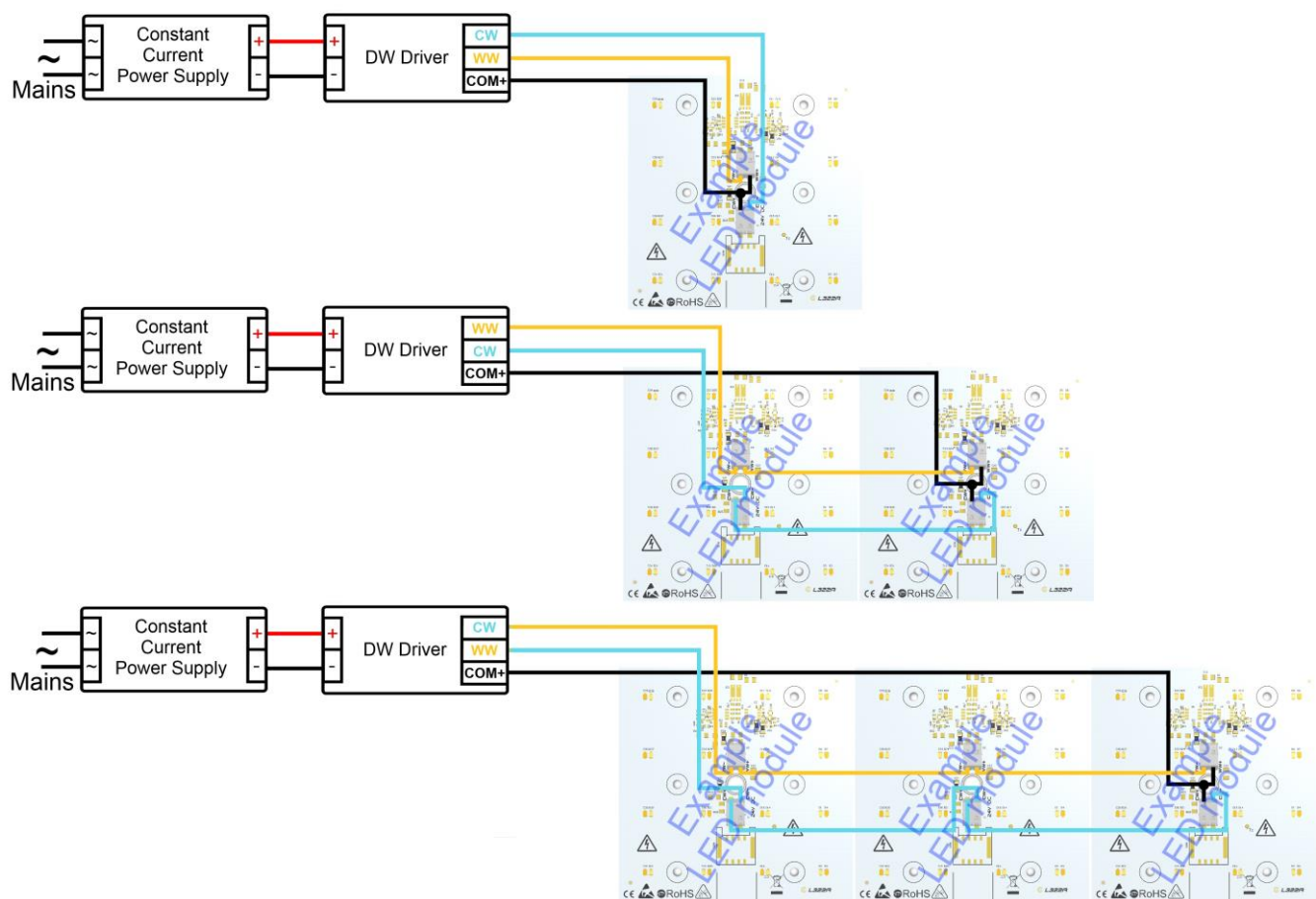
Most of LEDs generate high intensity light even when dimmed. If LED light has high intensity, it is classified as laser. These LEDs must have appropriate marking. Combination of LEDs or even weak LEDs with optics can be very dangerous, because optics can focus beam and looking into LEDs beam is unhealthy and may cause irreversible injury to eye's retina. Never look into the beam without protection glasses with appropriate filter.

Additionally LED light can change intensity almost immediately. If people are photosensitive, LED light may be a trigger to epileptic seizures and alter the perception, especially when light changes very fast.

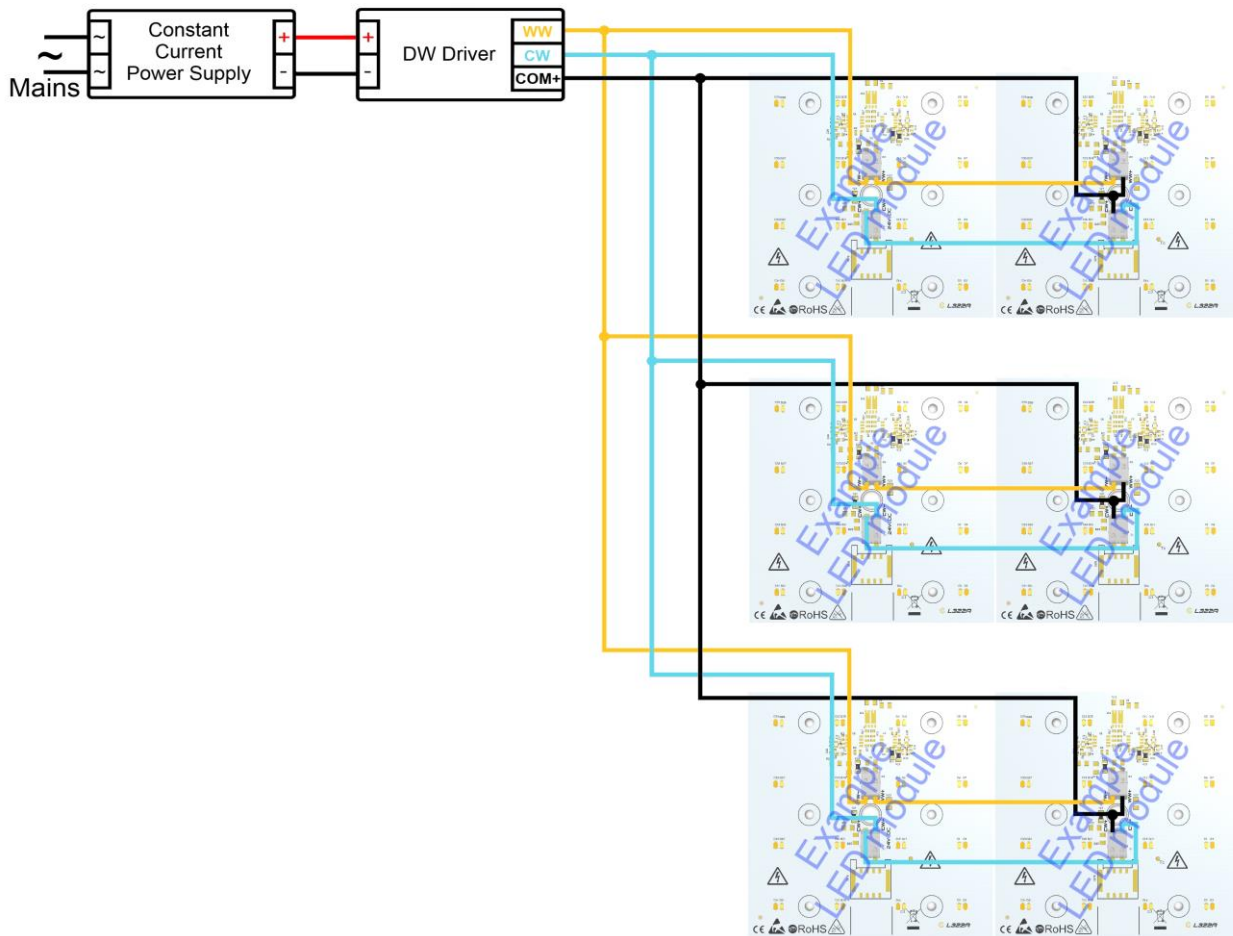
CONNECTIONS

Connecting a few LED modules allows to create complex lighting. Push terminals provide quick installation of the entire lighting system. The LED modules must be operated with power supply that is suitable for LEDs. When connecting a few LED modules use of appropriate power supply is important. Power supply should have sufficient max. power to maintain all LED modules. Power supply and DW driver must be connected properly. Wrong polarization can destroy modules in very short time. Modules must be operated only by using a DW controller. It allows to change colour temperature and use dimmer function. Thanks to dimmer it is possible to eliminate almost immediately change of light intensity. It is possible because LEDs are full controlled. Slower changes of light intensity are more safety for people with photosensitive. We have got suitable controllers in our offer. We are not responsible for any loss, or damage resulting from improper use of modules! Guarantee become void in such cases.

WIRING DIAGRAM FOR LED DW CC MODULES WITH SERIAL WIRING



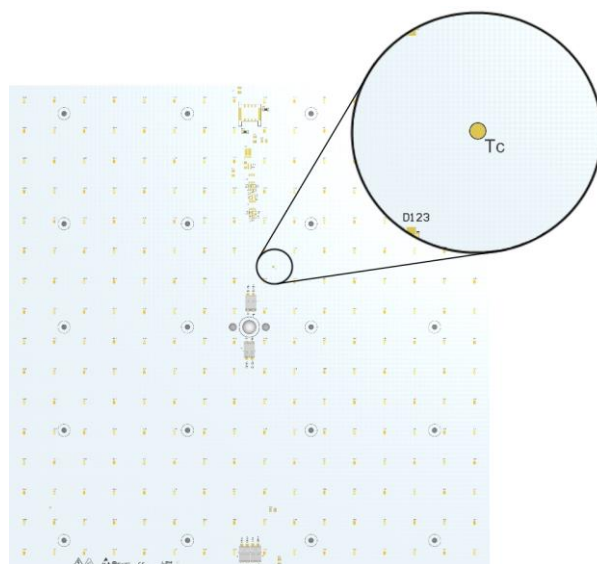
Advantages of this solution are very effective operation and uniform distribution of light. Higher voltage supply is require, when large number of DW LED modules are connected. If too many DW LED modules are connected, the voltage value may not meet requirements of SELV. Non-SELV voltage need additional protection. All above connections are examples and may be different from the actual.

WIRING DIAGRAM FOR LED DW CC MODULES WITH SERIAL - PARALLEL WIRING

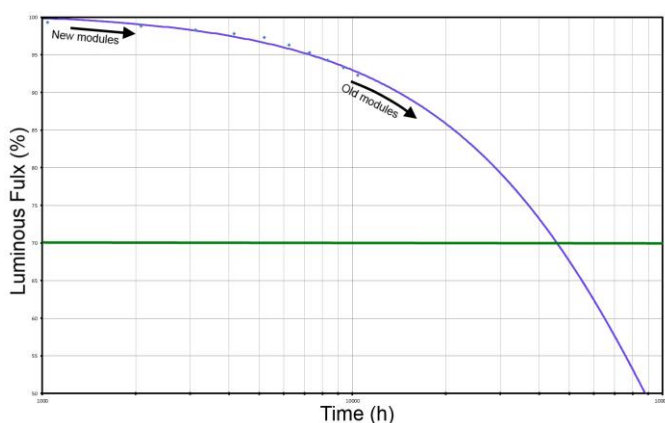
Serial connections must have same number of DW LED modules in every series. This solution need less voltage supply than serial wiring with same number of DW LED modules. Higher current supply is require to proper operation. Disadvantage of this solution are patchy distribution of light and different lifetime of LEDs. Especial when one or more DW LED modules are damage, because distribution of current in the system is patchy. Higher current increases temperature and decreases lifetime. If too many DW LED modules are connected in serial, the voltage value may not meet requirements of SELV. Non-SELV voltage need additional protection. We are not responsible for any loss, or damage resulting from improper use of modules! Guarantee become void in such cases. Above connection is examples and may be different from the actual.

COOLING

The modules are usually self-cooling but if temperature on T_c point exceeds 70°C , then a heat-sink is required. Temperature test point (T_c) for measurement should be localized in the middle of the board near LED's thermal pad. The temperature at the T_c point can be measured with thermocouple or simple temperature probe. Example of T_c point is shown on the photo below.

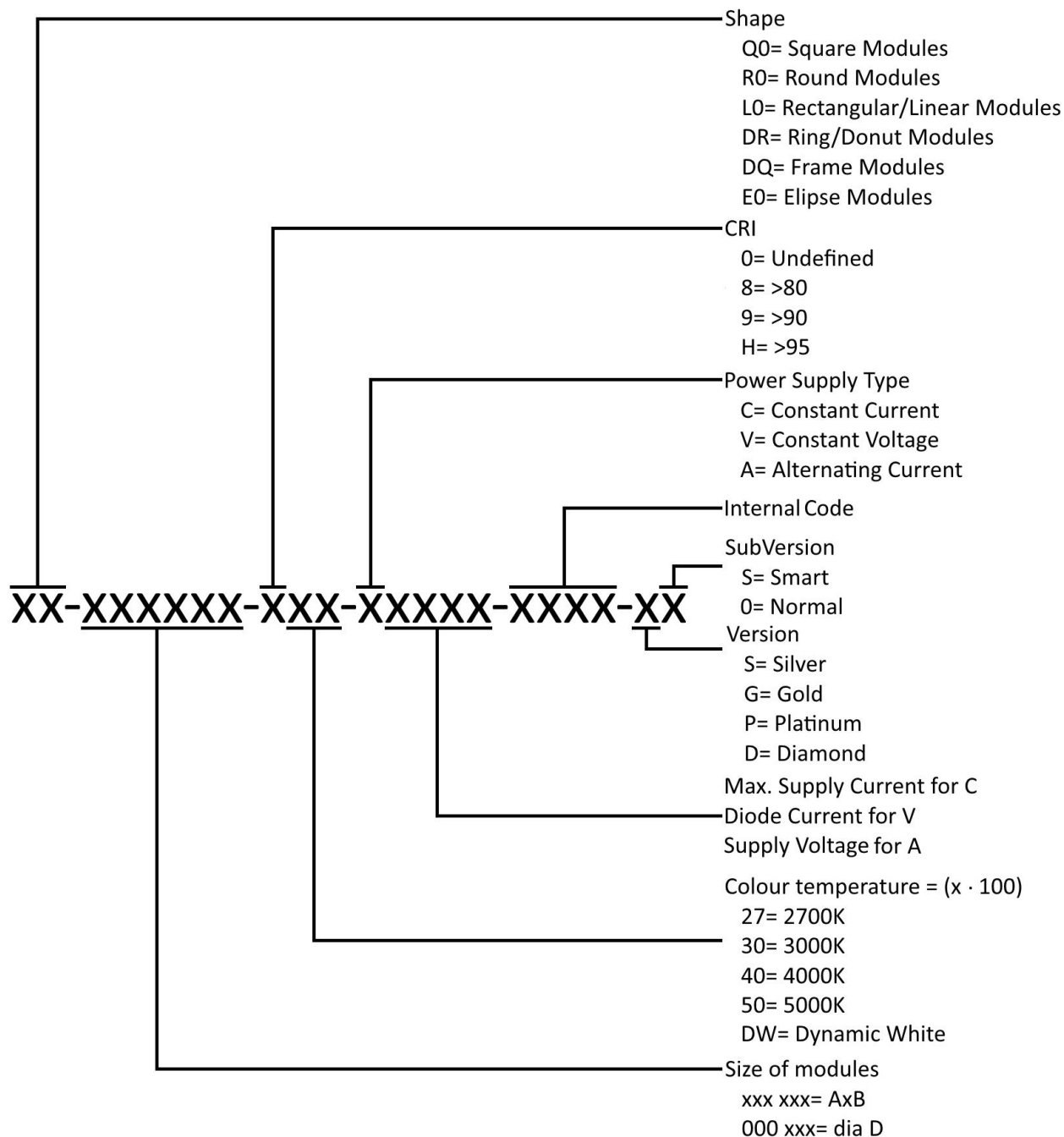


The lifetime of the module depends to operating temperature and used LEDs. If temperature at T_c will be lower than 65°C , the value of luminous flux shouldn't be less than 80% of its nominal value after 50.000h. If temperature is too high then lifetime can be significantly decreased or damage LEDs. Another disadvantage of high temperature is reduction of relative luminous intensity. LED modules produces heat. They must be provided with good air ventilation. Modules without air ventilation can overheat. Overheat can damage or destroy some elements or entire LED modules. We are not responsible for any loss, or damage resulting from improper use of modules! Guarantee become void in such cases.



Most common problem using new modules in old installation is differences in brightness of modules. This is result of luminous flux degradation over time of use. Degradation is normal effect and applies to all LEDs. This effect is different for each LEDs and can be only predicted by testing and estimation. It is complicate issue that mostly depends on temperature and current. Good solution to this problem is reduce of current in new modules, but degradation will be different for each modules. Above characteristic is examples for LEDs in temperature above 100°C and different from the actual.

DESCRIPTION OF ARTICLE NUMBER



Above description of article number is standard for white modules, but it may be different. If modules doesn't have any version or subversion, than last two position are skipped. RGB/RGBW modules have in places of CRI written "R" and modules without white LEDs have "GB" in colour temperature. Additionally position of version is skipped.

Silver version – Standard LED modules with optimal number of LEDs. Based on very efficient mid power LEDs with high lm/W even for constant voltage modules.

Gold version – Standard LED modules with double number of LEDs, so modules supply by two times smaller current than Silver version, generate similar luminous flux. This significantly increase lifetime of LEDs. Based on very efficient mid power LEDs with high lm/W even for constant voltage modules

Platinum version – Standard LED modules with optimal number of LEDs. Based on LEDs with increased view angle and higher maximum current on chip, than Silver and Gold version, so they have modules luminous flux.

Diamond version – Standard LED modules with double number of LEDs, so modules supply by two times smaller current than Platinum version, generate similar luminous flux. This significantly increase lifetime of LEDs. Based on LEDs with increased view angle and higher maximum current on chip, than Silver and Gold version, so modules have better luminous flux.

Smart subversion – They are LED modules with mounted SIM slot on board. It provide possibility to equip LED light sources with additional driver, that is compatible with SIM slot. These drivers allow to control modules directly on board. Controllers specially design for this solution are very small and can use almost all wireless standards like Bluetooth, ZigBee or radio, also they may be controlled by motion, proxy sensor etc. Drivers are design to be compatible with as many as possible types of modules. Without driver in SIM slot LED modules are working like normal modules. This version is available only for modules with current stability like Constant Voltage, Dynamic White CV, RGB and RGBW.

Normal subversion – LED modules without additional SIM slot.

STANDARDS AND DIRECTIVES

In the process of designing and manufacturing the following standards and directives were taken into account:

- 2014/35/EU – Low-voltage Directive: on the harmonisation of the laws of the Member States relating to the making available on the market of electrical equipment designed for use within certain voltage limits
- 2014/30/EU – EMC Directive: on the harmonisation of the laws of the Member States relating to electromagnetic compatibility
- 2011/65/EC – RoHS Directive: restriction of hazardous substances in electrical and electronic equipment
- EN 62031:2010/A1:2013-06 – Safety requirements for LED modules
- EN 60598-1:2015-04 – General requirements and tests for luminaires
- EN 60598-2-2:2012 – Luminaires - Part 2. Special requirements; Main section 2: Recessed luminaires
- EN 62471:2010 – Photo-biological safety of lamps and lamps systems
- EN 61347-1:2015-09 – General and safety requirements
- EN 61347-2-13:2015-04 – Special requirements for DC and AC powered electronic operating equipment for LED modules
- EU Regulation No: 874/2012 – Energy labelling of electrical lamps and luminaires

CONTACT

CEZOS

81-534 Gdynia POLAND,

Olgerda 88/b

tel. +48 58 664 88 61

cezos@cezos.com

www.cezos.com

Subject to technical changes and errors.